Multiple District 28

As of October 2026 Cumulative

Year	New Clubs	Dropped Clubs	Gain/ Loss Clubs	New Members	Charter Members	Reinstate Members	Transfer Members	Total Member Added	Total Members Dropped	Gain/ Loss Members
2022-2023	0	0	0	125	0	8	2	135	90	45
2023-2024	1	2	-1	64	14	18	3	99	107	-8
2024-2025	0	3	-3	59	10	68	7	144	230	-86
2025-2026	0	1	-1	120	0	29	5	154	135	19
2026-2027	0	0	0	40	0	1	0	41	19	22
Average	**0**	**1**	**-1**	**82**	**5**	**25**	**3**	**115**	**116**	**-2**

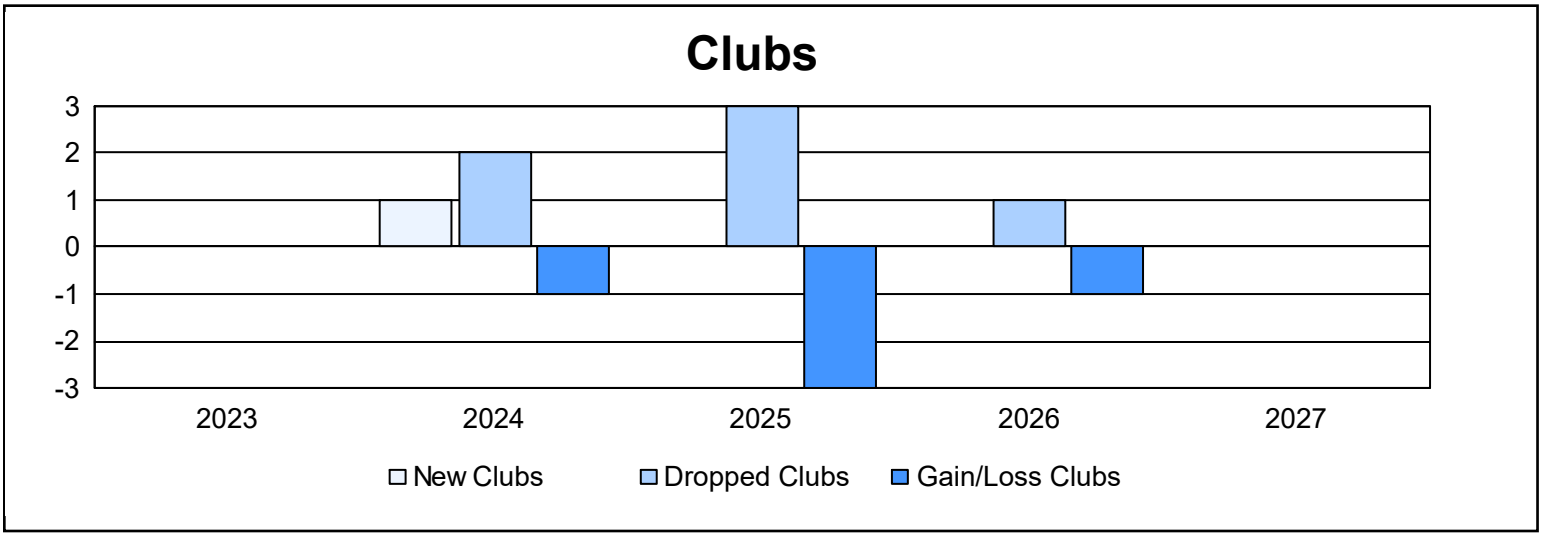

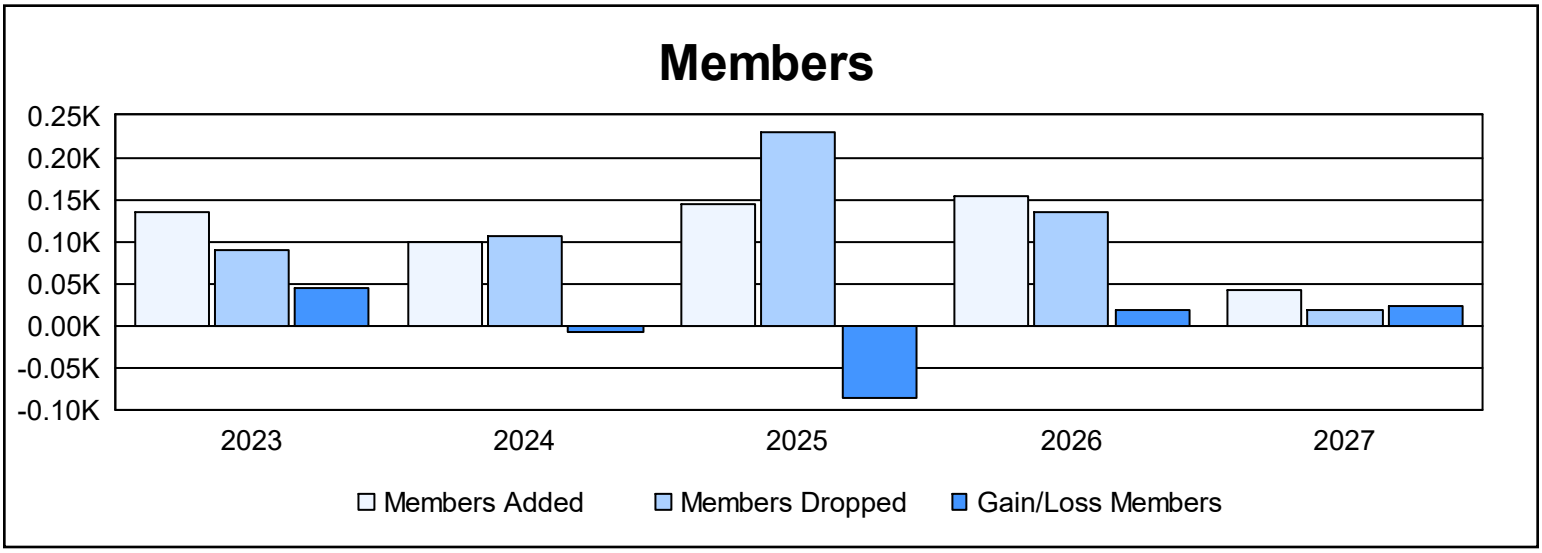

Membership Composition

October 2026 Cumulative

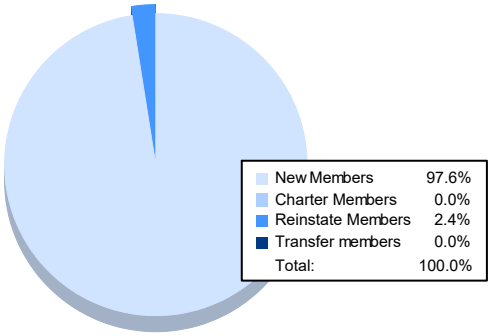

New Members	97.6%
Charter Members	0.0%
Reinstate Members	2.4%
Transfer members	0.0%
Total:	100.0%

Gender Composition

October 2026 Cumulative

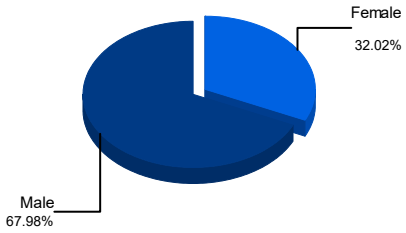

Female	32.02%
Male	67.98%
PreferNotToAnswer	0.00%
NonBinary	0.00%
Total:	100.00%